

PREK

WEEK 2 - JANUARY 16, 2022

PKIDS

TODAY'S BIBLE STORY: THE LOST SHEEP BOTTOM LINE: JESUS TEACHES ME IMPORTANT THINGS!

PRE LARGE GROUP ACTIVITY

ACTIVITY #1 - WHO'S MISSING?

What You Need: Bedsheet

1. Hang a bedsheet in your classroom.
2. Gather the children to stand on one side of the sheet.
3. Explain to the children that you will have them close their eyes. If they feel a tap on their shoulder, they can open their eyes and walk to the other side of the sheet.
4. When you say, "Open your eyes," the remaining children will open their eyes and try to guess which friend is missing.
5. For each round, walk the group over to the other side of the sheet to find out who's missing!

Say (After the Activity): "That was so fun! Great job, friends. Today, we'll hear a story about a sheep that goes missing! Let's go!"

POST LARGE GROUP ACTIVITIES

ACTIVITY #2 - WHERE IS THE SHEEP?

What You Need: Cotton balls

1. Spread cotton balls all over the room.
2. Have the children gather around you and say the memory verse together several times (Matthew 7:28).
3. Then, have them find a sheep (cotton ball).
4. Have them to stand near the sheep and say the verse.
5. Have them bring that sheep to you then stand by another sheep and say the verse again.
6. Continue until all of the sheep are found.

Say (After the Activity): "You did an awesome job of finding all the sheep. Jesus told us the story about the shepherd and his lost sheep because He wanted us to know that we're all important to God. So, when I ask 'Who teaches you important things?', you say, 'Jesus teaches me important things.' Ready? **Who teaches you important things?**
Jesus teaches me important things!"

**MORE ACTIVITIES ARE ON
THE BACK OF THIS PAGE!**




ACTIVITY #3 - BUBBLE SHEEP

What You Need: "Bubble Sheep" Activity Page, Cotton balls, glue sticks

1. Encourage children to glue cotton balls on the page to create the body of their sheep.
2. Review the Bible story.

Say (After the Activity): "Jesus said that the shepherd loved all of his sheep; Each one mattered to him. So he went out to find the one missing sheep. Jesus told us this story to teach us something very important: we are important to God. He tells us that if we were lost, God would find us then celebrate. You are important to God. I'm glad we have Jesus to teach us important things. **Who teaches you important things? Jesus teaches me important things!**"

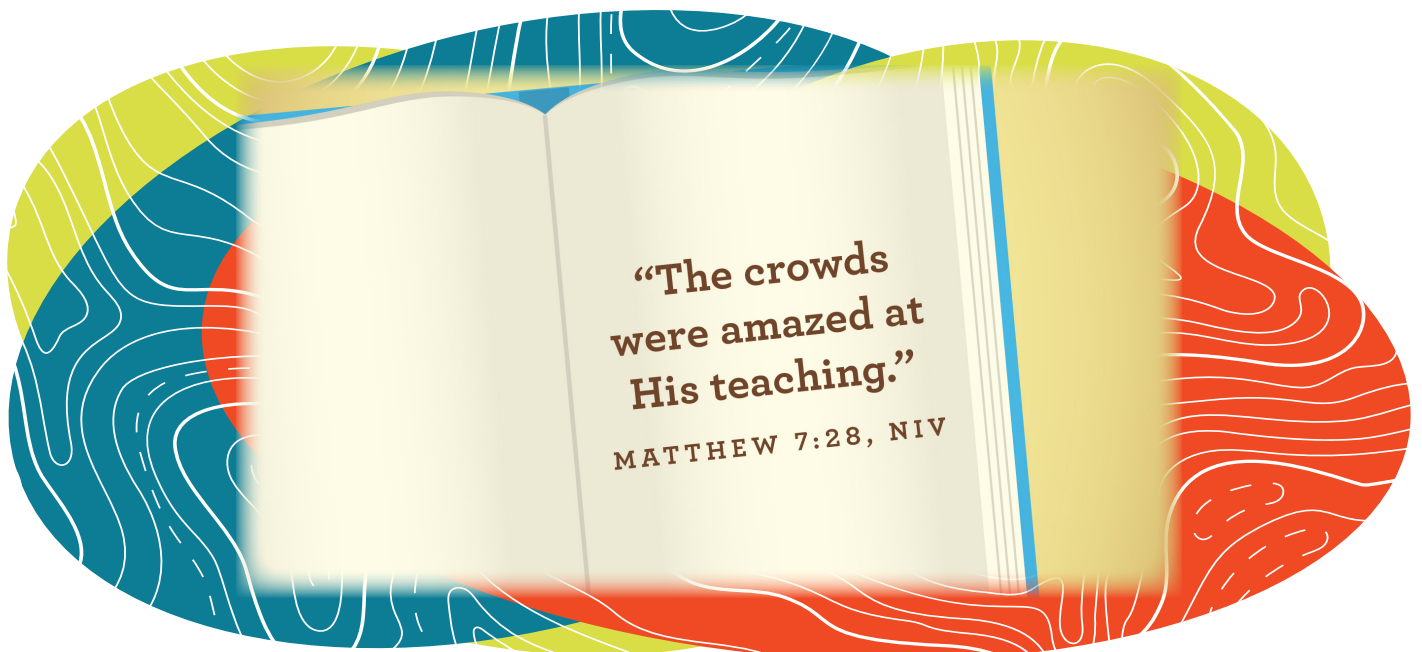




ACTIVITY #4 - FIND THE SHEEP

What You Need: "Shrubs" Activity Pages, Scissors, Sheep stickers

1. Stick a sheep sticker to the back of one shrub in each set.
2. Keep the sets separate.
3. Put the children in groups of two or three.
4. Show them how to lay the shrubs down then take turns looking for the lost sheep by turning one shrub over at a time.
5. Once the sheep is found, mix the shrubs and play again.
6. Lay all of the shrub game cards down so that the sheep cannot be seen.
7. Talk about how Jesus told the story about the shepherd looking for the lost sheep to teach us that we are important to God.

Say (After the Activity): "Jesus told us the story about the shepherd and his lost sheep because Jesus wanted us to know that we are all important to God. So when I ask, 'Who teaches you important things?', I want you to say, 'Jesus teaches me important things.' Ready? **Who teaches you important things? Jesus teaches me important things!**"





Jesus teaches me important things.

The Lost Sheep • *Luke 15:3-7*

