

# KINDERGARTEN - 2ND GRADE

WEEK 1 - APRIL 3, 2022

OKids

## TODAY'S BIBLE STORY: LAZARUS RAISED


As kids arrive, greet them by name and tell them you're glad they are at church today. While kids filter in, ask the below questions and get to know them!

1. Do you like to do puzzles?
2. Big puzzles with lots of tiny pieces? Or small puzzles with a few big pieces?

### ACTIVITY #1 - EARLY ARRIVER

**What You Need:** "Power Puzzles" Activity Pages, "Puzzle Shapes" Activity Pages or pattern blocks

1. Let kids choose a "Power Puzzle" to work on in groups of two to three.
2. Set out the corresponding pieces and guide kids to complete the puzzle.
3. You can modify for younger kids by setting out just one or two pieces at a time.
4. When kids figure out how to put together just those pieces, set out a couple more.
5. As kids work, encourage them to talk about what they know about their object.
6. Encourage critical thinking by asking: "What do rockets, elephants, and T-Rexes have in common?" (They're big, they're powerful, they're strong, etc.)



Believe there's a bigger picture

### ACTIVITY #2 - TROUBLE!

**What You Need:** Bible, Place markers, Easter egg

1. Help kids look up and read the memory verse, John 16:33b.
2. Set the place markers in a circle, one for each kid, and guide the kids to sit on them.
3. Give one kid the Easter egg.
4. Have kids quickly pass it around the circle.
5. As kids pass the egg, call out the verse word by word. "In ... this ... world ... you ... will ... have ... TROUBLE!"
6. When you say, "Trouble," guide kids to jump up, run to an open spot, and sit down. (Think "Musical Chairs" but without a missing seat.)
7. Invite a kid to name a trouble they might have.
8. After they name a trouble, compassionately say, "Jesus said, 'Be encouraged! I have won the battle over the world.'"

**Say to the group:** "In this verse, Jesus tells us that bad and sad things WILL happen to us. Someone we love might get sick or we might have to move to a new school. But Jesus ALSO promises us that He has won the battle! That means that no matter WHAT happens, He is POWERFUL enough to make GOOD come from bad. So **whatever happens, remember how powerful God is!**"

POST LARGE GROUP ACTIVITIES  
ARE ON THE BACK OF THIS PAGE!

## SMALL GROUP TIME (POST LARGE GROUP)

### ACTIVITY #3 - THE STORY OF LAZARUS

**What You Need:** “The Story of Lazarus” Activity

Page pieces, Bible

1. Invite a kid to open the Bible to John 11.
2. Let kids talk about what they remember about the story. Order doesn't matter!
3. Then invite kids to volunteer to be Mary, Martha, Lazarus, the disciples, the villagers, and Jesus. Some kids can even be the tomb!
4. Help the kids dramatize the story as you narrate their actions.

5. After giving kids a chance to act out the story, help them get into groups of two or three. Give each group a set of “The Story of Lazarus” pieces.
6. Guide the groups to work together to put the story in order.

**Say to the group:** “When Lazarus was sick, Mary and Martha sent for Jesus because they KNEW that He had the power to make their brother well. But when Lazarus died, they were confused and VERY sad. But Jesus is powerful enough to bring Lazarus back from the dead. By raising Lazarus, Jesus showed Mary, Martha, and everyone how powerful God is! God is powerful enough to make GOOD come from BAD. WOW! **Whatever happens, remember how powerful God is.** Remember that God loves you more than you can imagine. You can trust God, NO MATTER WHAT!”

### ACTIVITY #4 - IMPOSSIBLE BREAKTHROUGH

**What You Need:** Review Questions Activity Page

1. Divide the kids into two teams. Line them up side by side about 10 feet apart facing each other.
2. Direct the teams to link arms to form a strong barrier.
3. Instruct the teams to take turns answering a review question together.
4. If the team answers the question correctly, direct them to send a kid to the other team.
5. Instruct the kid sent to the other team to unlink the team's arms (*gently, not forcefully*)—to break through the other team's line—and form a new link.
6. If the team answers incorrectly, all kids remain with their team's line.
7. The team who has the most members “break through” the opposing team, wins!

**Say to the group:** “Lazarus' death was an impossible situation. But nothing—absolutely nothing—is impossible for God. Hearing stories like this can help us remember how powerful God is. It gives us hope for breaking through puzzling situations we face, too. God's power isn't just for Lazarus and his family. God's power doesn't just help people in the Bible. God's power is for you and me in our lives, too. **Whatever happens, remember how powerful God is.**”

### ACTIVITY #5 - PRAYER

**Pray with the group:** “Dear Jesus, thank You for this time when we can come together and learn more about You and what Your power looks like in our lives. Thank You that though there are times we face big, even impossible things in our lives, You give us a reason to have hope! As we head into our week, please help us hang onto the truth we learned today. **Whatever happens, remember how powerful God is.**”

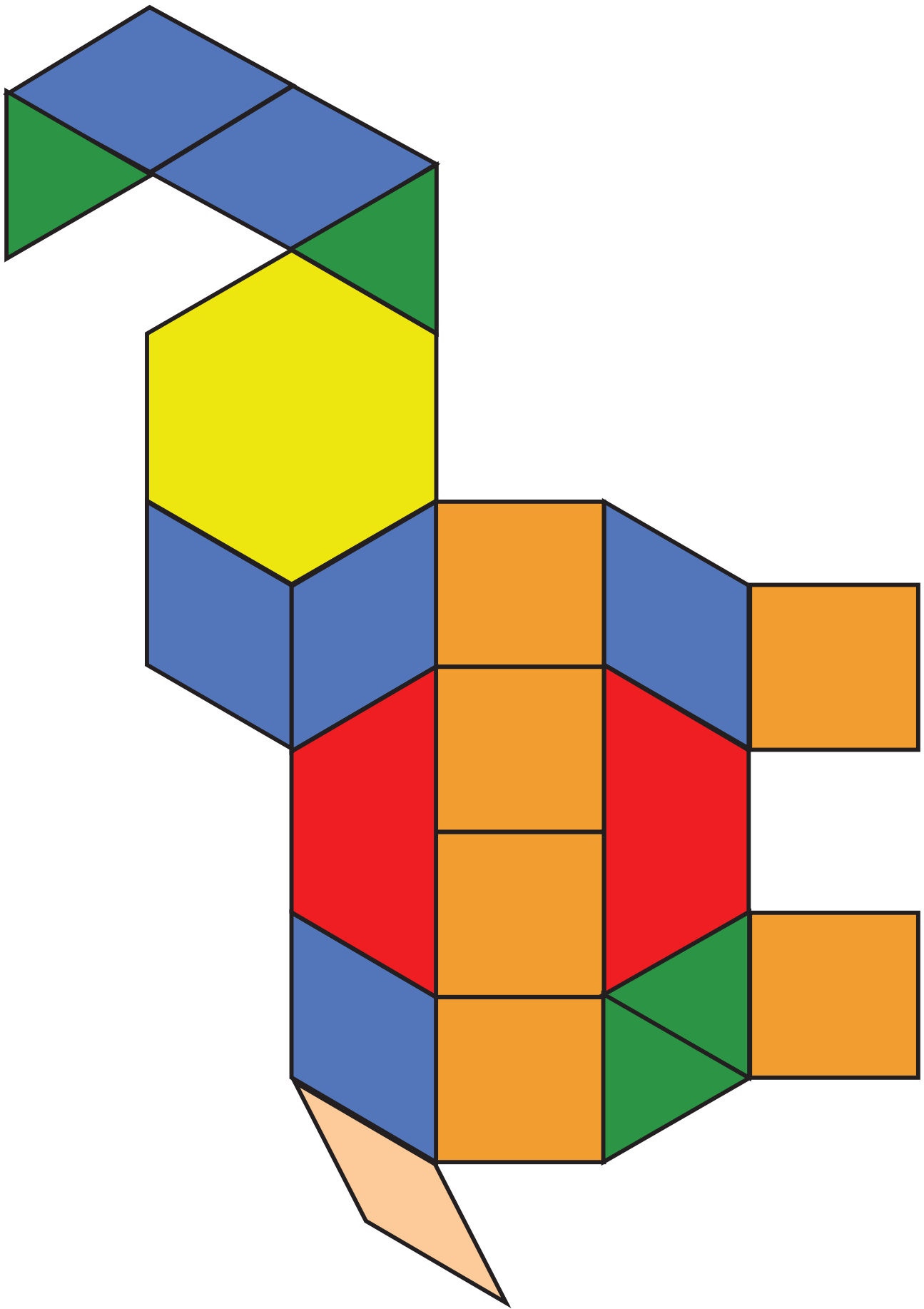


**WHATEVER  
HAPPENS,**

**remember how  
powerful God is.**

**“In this world you will  
have trouble. But take heart!  
I have overcome  
the world.”**

**JOHN  
16:33B,  
NIV**



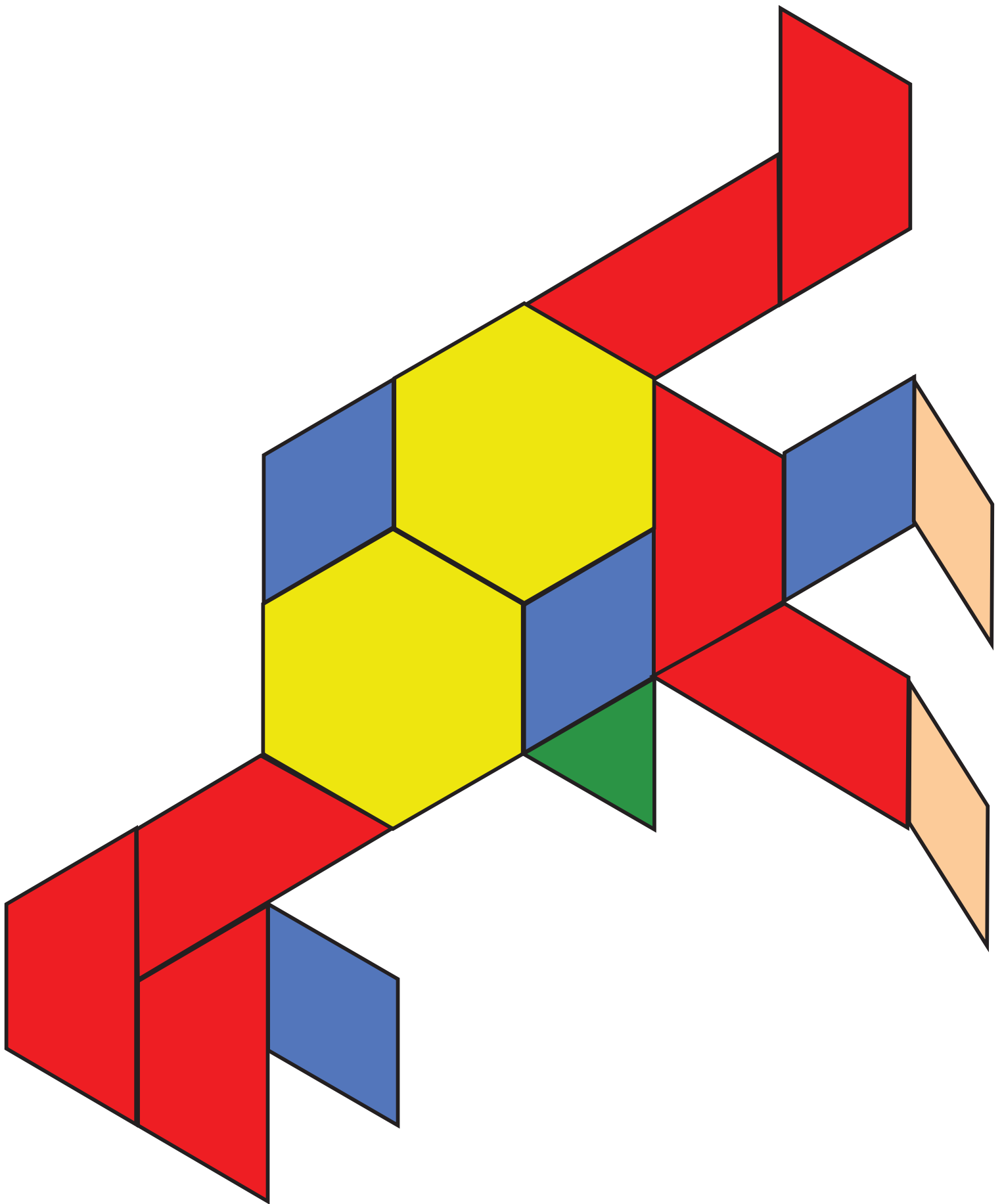
---

**What to Do:**

Print on cardstock. Provide one set for every six kids.

**"Power Puzzles" Activity Page 1/3**

April 2022, Week 1, Small Group K-1  
©2022 The reThink Group, Inc. All rights reserved.



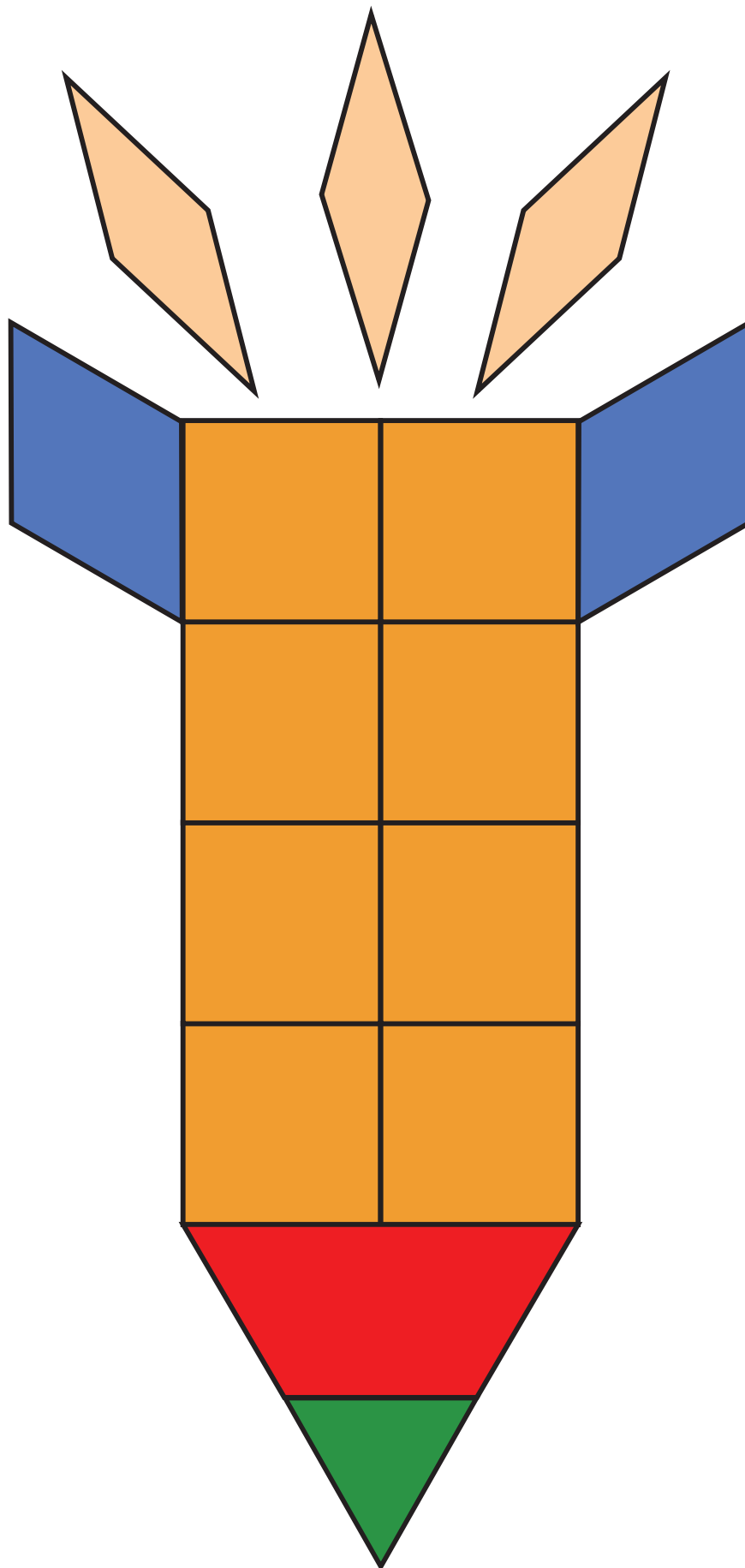
---

**What to Do:**

Print on cardstock. Provide one set for every six kids.

**"Power Puzzles" Activity Page 2/3**

April 2022, Week 1, Small Group K-1  
©2022 The reThink Group, Inc. All rights reserved.




---

**What to Do:**

Print on cardstock. Provide one set for every six kids.

**"Power Puzzles" Activity Page 3/3**


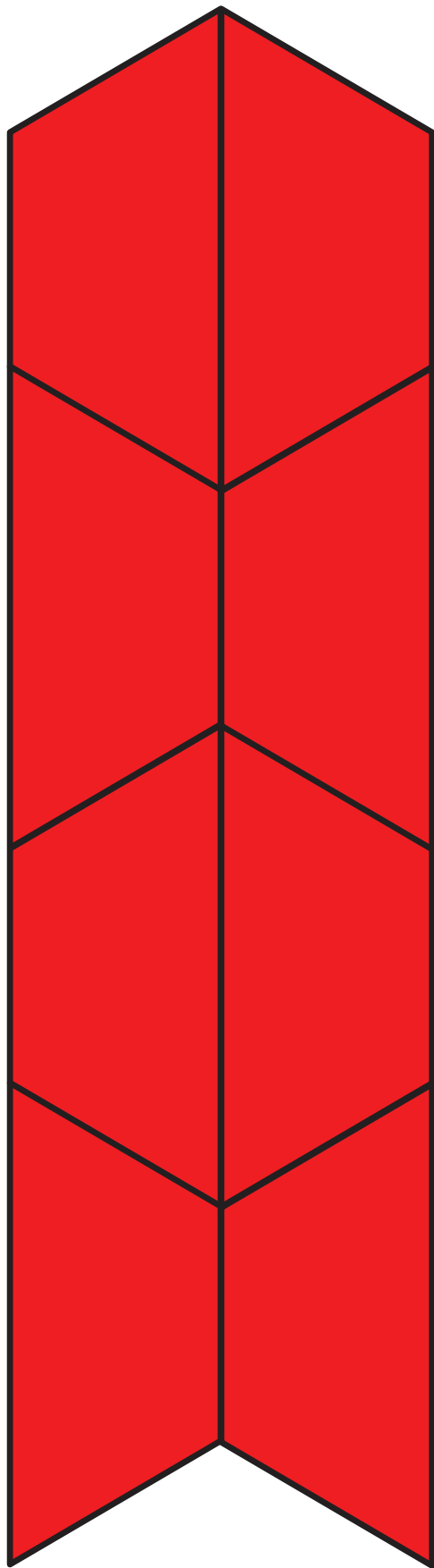
April 2022, Week 1, Small Group K-1  
©2022 The reThink Group, Inc. All rights reserved.



---

**What to Do:**

Print on cardstock and cut apart. Provide one set for every six kids.



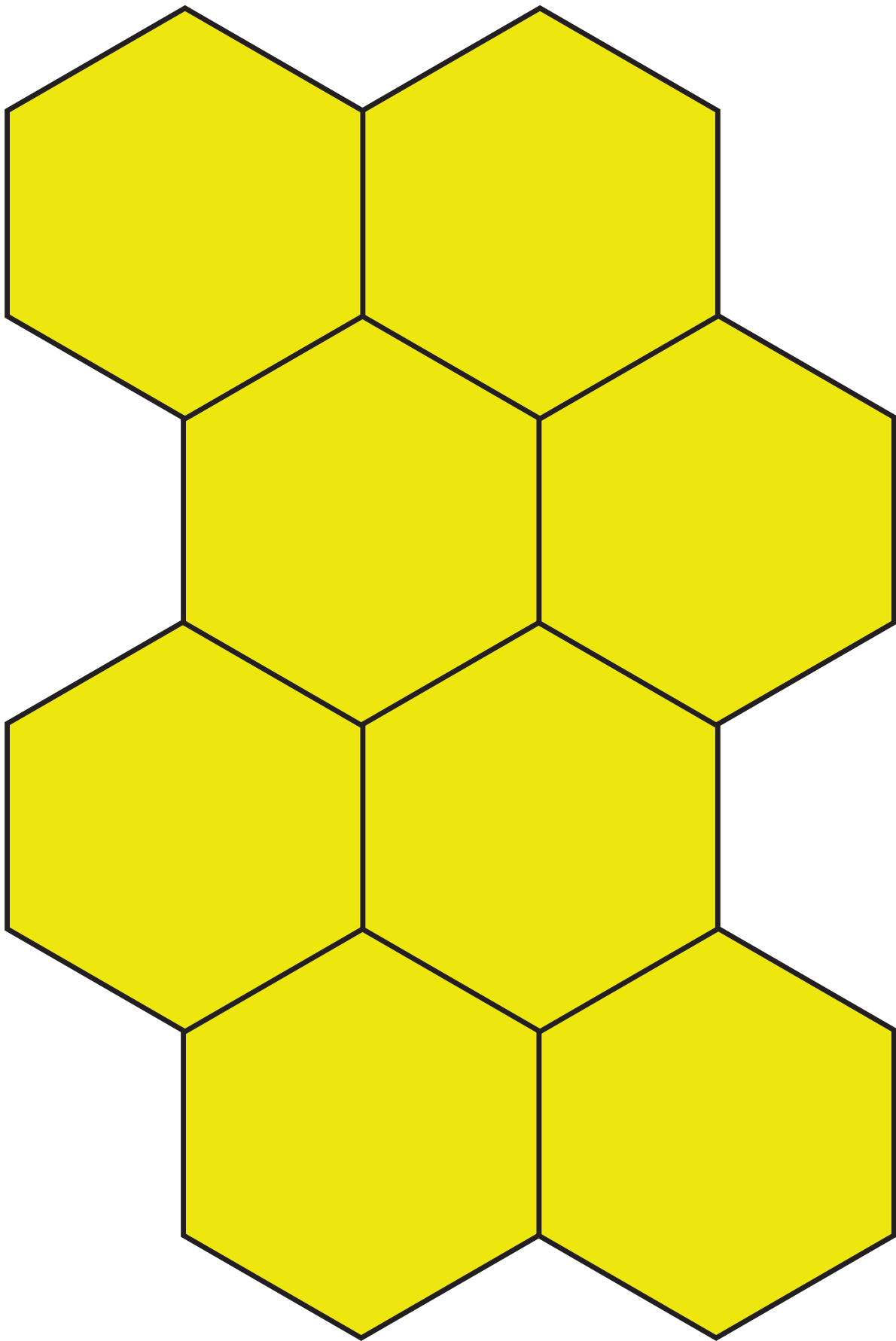
---

**What to Do:**

Print on cardstock and cut apart. Provide one set for every six kids.

**"Puzzle Shapes" Activity Page 2/3**

April 2022, Week 1, Small Group K-1  
©2022 The reThink Group, Inc. All rights reserved.



---

**What to Do:**

Print on cardstock and cut apart. Provide one set for every six kids.

**"Puzzle Shapes" Activity Page 3/3**

April 2022, Week 1, Small Group K-1  
©2022 The reThink Group, Inc. All rights reserved.





**What to Do:**

Print on cardstock and cut apart. Provide one set for every two to three kids.

**"The Story of Lazarus" Activity Page**

April 2022, Week 1, Small Group K-1

©2022 The reThink Group, Inc. All rights reserved.

Review questions:

1. Where was Jesus when He found out Lazarus was sick? *(He had crossed the Jordan river and was a couple of days' journey away because the religious leaders were threatening to kill Him.)*
2. What were the names of Lazarus' sisters? *(Mary and Martha)*
3. How did Jesus respond when He got the news that Lazarus was sick? *(He said that Lazarus wasn't going to die and that his sickness would bring God glory.)*
4. What happened a few days later, after Jesus said Lazarus wasn't going to die? *(Lazarus died.)*
5. What did Jesus do? *(He returned to His friend.)*
6. How did Jesus respond when He saw how sad Mary and her friends were? *(He was sad, too.)*
7. How many days had Lazarus been dead when they went to see his body? *(four days)*
8. What did Jesus do before He called Lazarus out of the tomb? *(He prayed and thanked God.)*
9. What did Lazarus look like when he came out of the tomb? *(He still had the burial clothes on him—strips of cloth on his face and body.)*
10. What happened when many people saw Jesus bring Lazarus back from death? *(They believed in Jesus!)*