

# KINDERGARTEN - 2ND GRADE

WEEK 2 - APRIL 10, 2022

4Kids

## TODAY'S BIBLE STORY: PALM SUNDAY

As kids arrive, greet them by name and tell them you're glad they are at church today. While kids filter in, ask the below questions and get to know them!

1. What are some things you like to celebrate?
2. Who knows why we celebrate Palm Sunday?

### ACTIVITY #1 - EARLY ARRIVER

**What You Need:** "Spot It!" Activity Pages,  
Prepared piece of paper

1. Cut a one-inch circle in the center of a piece of paper. Center the piece of paper with the hole onto one of the "Spot It!" images. Be sure the kids don't see the picture!
2. Keep the other "Spot It!" pages face down so kids can't peek at them.
3. Set both papers down where kids can watch.
4. Slowly slide the hole around the picture so that different parts are visible.
5. Encourage kids to guess the image.
6. Repeat with the other "Spot It!" pictures.

### ACTIVITY #2 - TAKE HEART!

**What You Need:** "Palm Sunday" Activity Pages, Pool noodles

1. Set out yarn and scissors.
2. Tell kids to cut a piece of yarn about 24 inches long.
3. Encourage kids to use the yarn to make a shape or outline of something they are grateful for.
4. Challenge the kids to guess what each kid has "drawn."
5. As a group, look up 1 Thessalonians 5:18 and read it out loud.

**Say to the group:** "Jesus told us that we WILL have trouble. Sad or confusing or frustrating things will happen to us. But NO MATTER WHAT happens, we can take heart—be encouraged—because God is still working! We can have HOPE because God isn't finished yet! So **whatever happens, remember God is still working!**"



**Believe there's a bigger picture**

**POST LARGE GROUP ACTIVITIES  
ARE ON THE BACK OF THIS PAGE!**

## SMALL GROUP TIME (POST LARGE GROUP)

### ACTIVITY #3 - PALM PRAISE

**What You Need:** “Palm Template” Activity Pages, Markers or crayons, Scissors

1. Guide kids to close their eyes and think about their FAVORITE thing about Jesus.
2. Invite kids to share if they want to – affirm or correct as they share.
3. Give each kid a palm leaf.
4. Let them draw or write their favorite thing about Jesus on the leaf.
5. Next, guide kids to cut out their palm leaves.
6. When all kids have finished, invite them to wave their palm leaves and say “Hosanna!”

**Say to the group:** “The people in Jerusalem shouted Hosanna—Save us NOW—because they wanted Jesus to become their king and save them right away. Jesus didn’t turn out to be the king they expected, but God was working on a MUCH BIGGER plan. God’s plan wasn’t just to rescue THEM, but to rescue ALL people for ALL time—including YOU and ME! **Whatever happens, remember God is still working!**”



### ACTIVITY #4 - STILL WORKING

**What You Need:** “Still Working” Activity Page



1. Help each kid find a partner.
2. Guide the pairs to line up shoulder to shoulder at one end of your area.
3. Call out the names of the kids on one team and read a scenario from the Activity Page.
4. Guide the pair to move forward three steps, two hops, one giant step, five baby steps, etc.
5. NOTE: If you run out of scenarios, create your own based on what you know about your kids.
6. The game ends when every team reaches you.

**Say to the group:** “No matter what happens, God is working! When have you been sad or confused or frustrated about something? When you’re confused or sad about what’s happening, remember that God isn’t finished yet. Whatever happens, remember God is still working! God loves you and has a plan for you!”



### ACTIVITY #5 - PRAYER

**Pray with the group:** “Dear God, thank You so much that Your plans are better than our plans and that You are always working. When sad or confusing or frustrating things happen to us, help us remember that You love us and You are still working. Help us trust You, no matter what. We love You SO much, Lord. In Jesus’ name we pray, amen.”



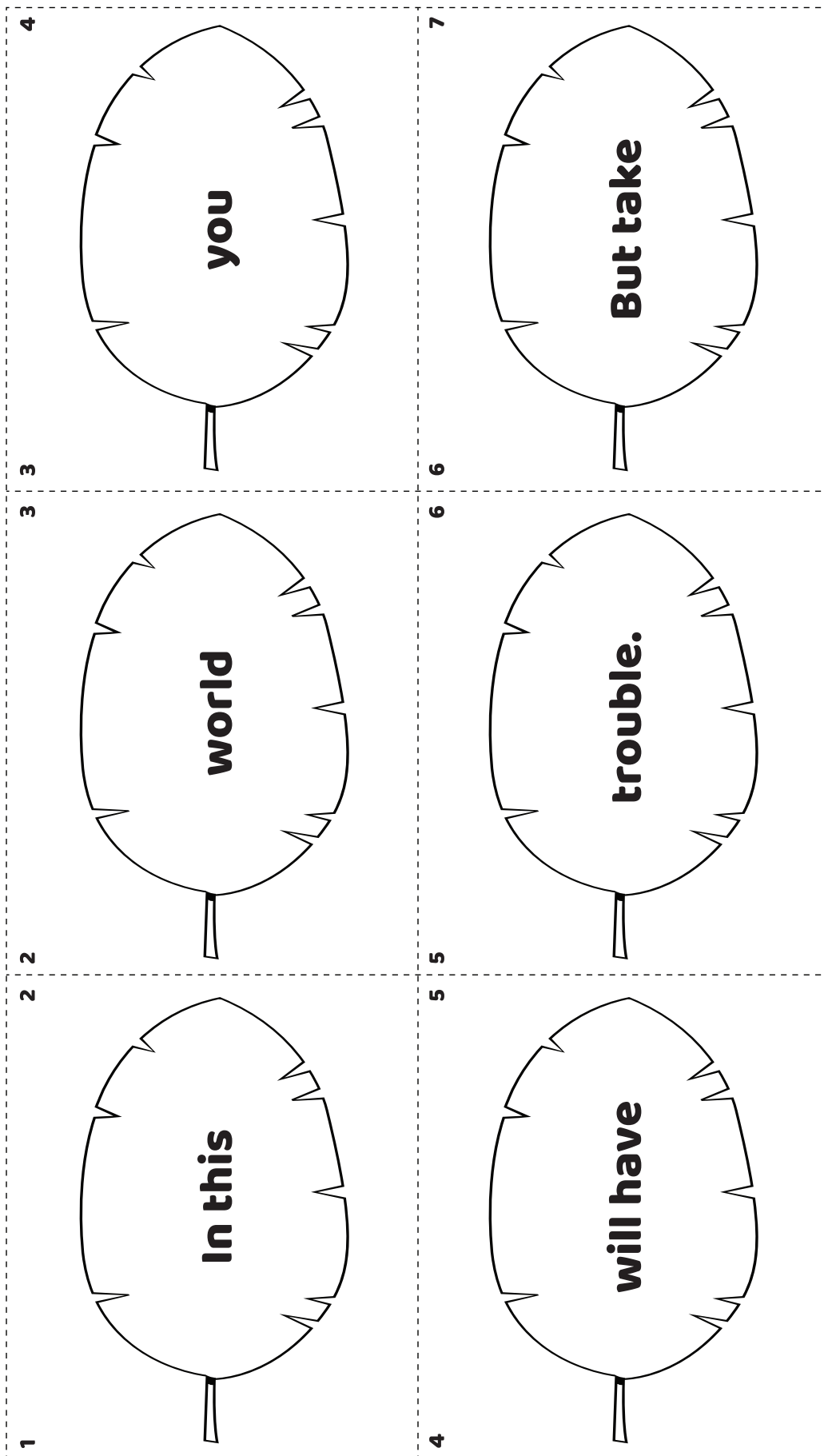
**What to Do:**  
Print and cut apart. Provide one set for each small group.



---

**What to Do:**  
Print and cut apart. Provide one set for each small group.

**"Spot It!" Activity Page 2/2**  
April 2022, Week 2, Small Group K-1  
©2022 The reThink Group, Inc. All rights reserved.

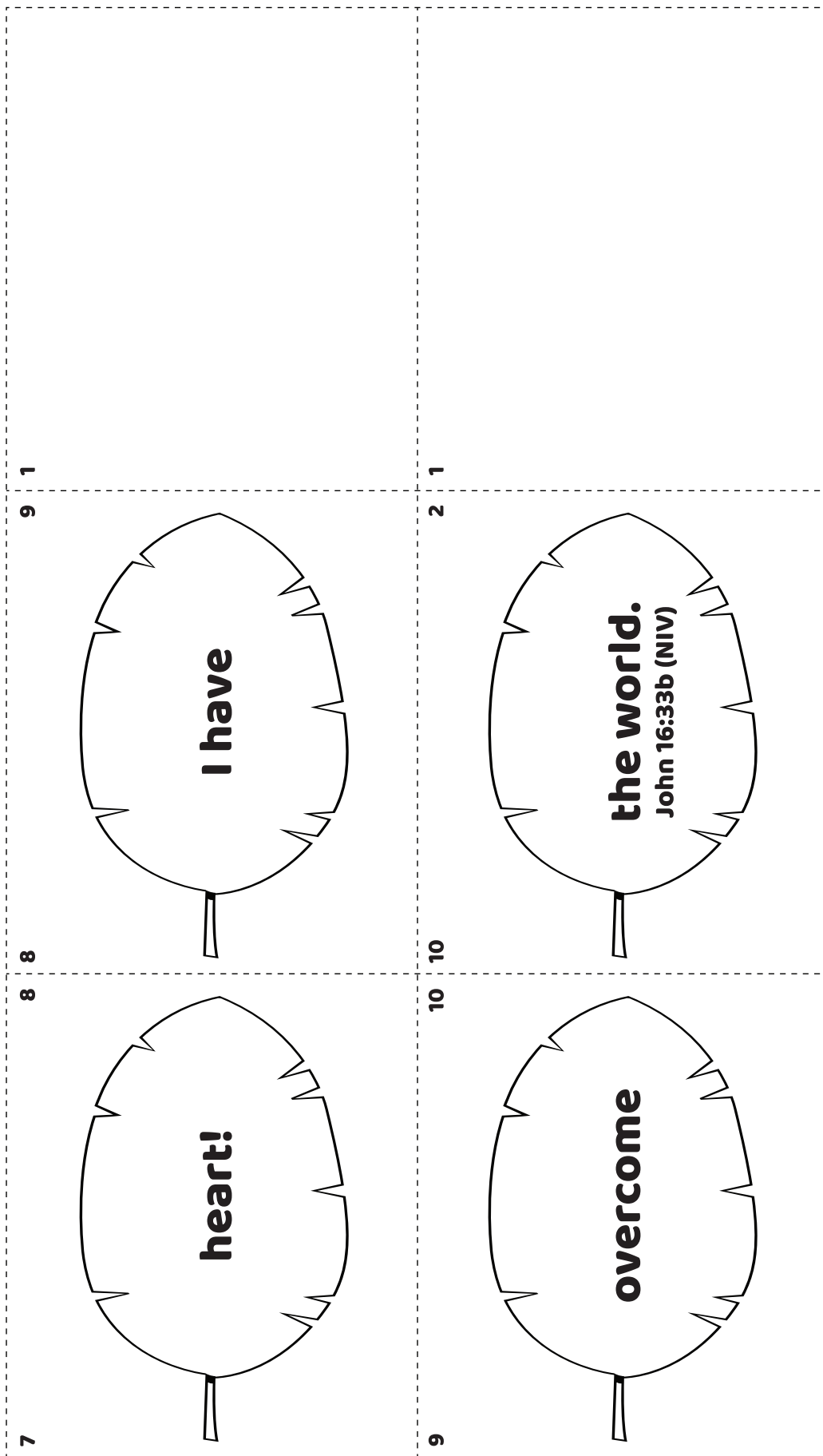


**What to Do:**

Print on green cardstock and cut apart. Provide one set for every three to four kids.

**"Palm Sunday (NIV)" Activity Page 1/2**

April 2022, Week 2, Small Group K-1  
©2022 The reThink Group, Inc. All rights reserved.



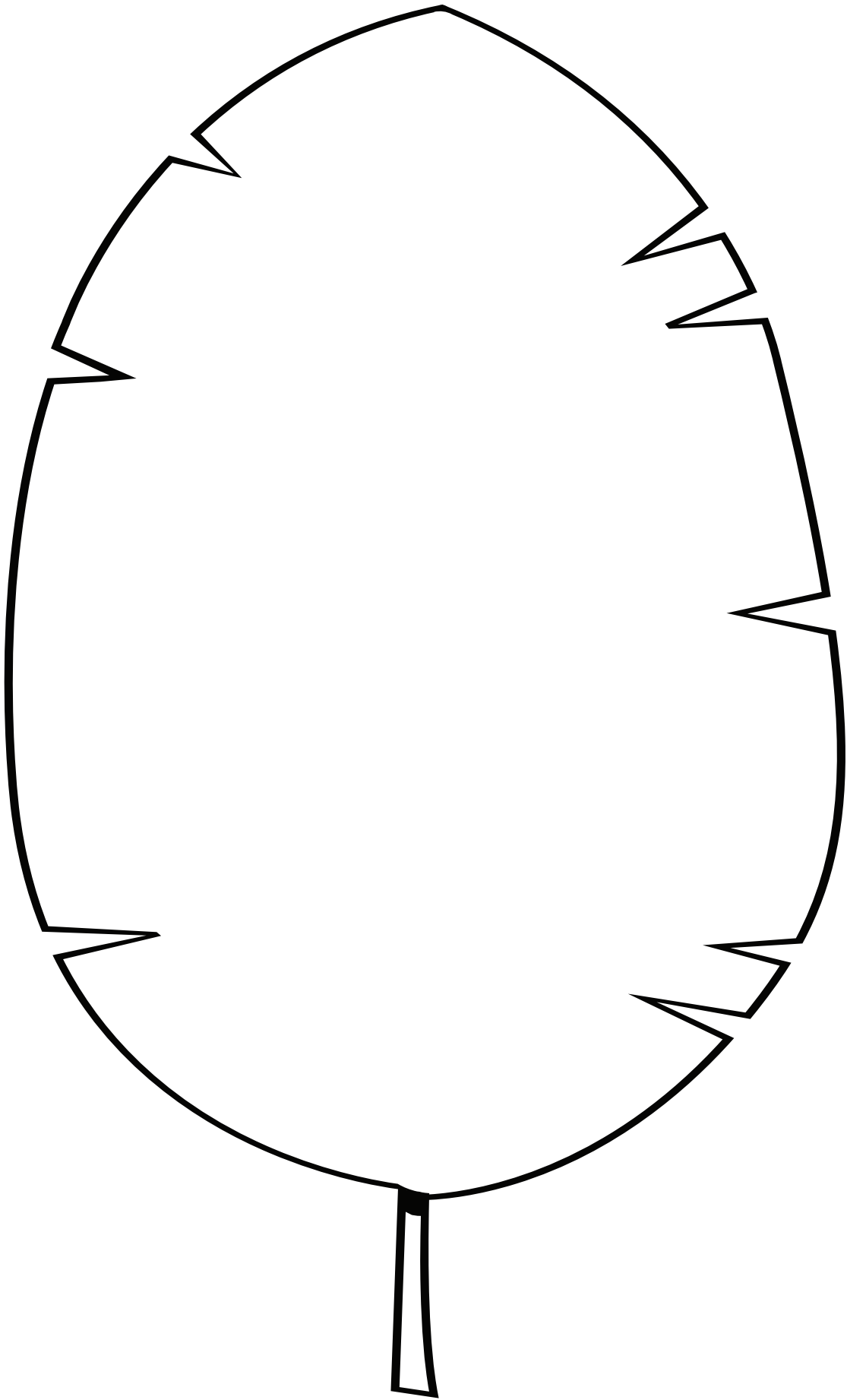
**What to Do:**

Print on green cardstock and cut apart. Provide one set for every three to four kids.

**"Palm Sunday (NIV)" Activity Page 2/2**

April 2022, Week 2, Small Group K-1

©2022 The reThink Group, Inc. All rights reserved.



---

**What to Do:**

Print on light green paper, if possible. Provide one for each kid.

**"Palm Template" Activity Page**

April 2022, Week 2, Small Group K-1  
©2022 The reThink Group, Inc. All rights reserved.

Your friend doesn't play with you on the playground. Even though you're sad, you remember God is still working! You decide to ask your friend to play with you tomorrow.

You didn't get invited to someone's birthday party. You're sad and hurt, but you remember God is still working! When you see them the next day, you smile and wish them happy birthday!

Reading seems SO hard, and you think you'll never learn. But you remember God is still working, and you keep trying.

Your stepdad might lose his job, and you're scared. But you remember God is still working, so you pray and ask God to help.

Your grandma has to go to the hospital for surgery. You're worried, but you remember God is still working! You pray for her and ask God to help you to not be scared.

Your brother is ALWAYS annoying you, and it drives you crazy! But you remember God is still working, so you ask God to help you be patient and kind to your brother.

It seems like you'll never be able to write your letters the right way, but you remember God is still working and you keep trying your best.

You try and try and try to tie your shoes, but you still can't get it. You remember God is still working, and you ask for help!

It seems like you're always getting in trouble for the same thing over and over again. You're frustrated, but you remember God is still working! You ask God to help you make the wise choice.

---

**What to Do:**

Print one for each small group.

**"Still Working" Activity Page**

April 2022, Week 2, Small Group K-1  
©2022 The reThink Group, Inc. All rights reserved.